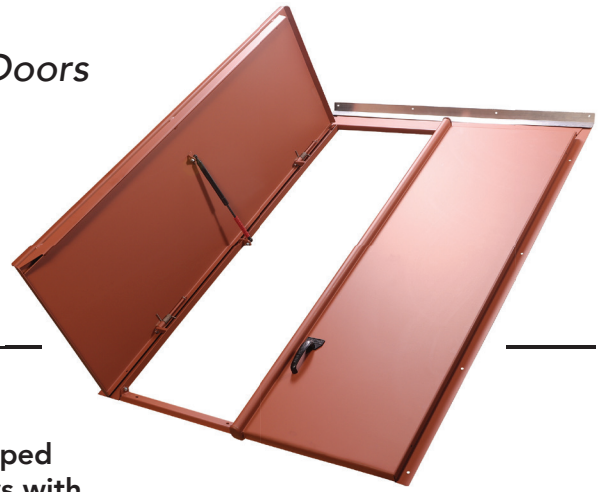


BASEMENT DOOR ORDER FORM

AREAWAY WITH SLOPED MASONRY WALLS



Selecting The Correct Size Basement Door

BILCO basement doors are available in two basic styles: **doors for sloped masonry sidewalls** (shown here) and **steel sided doors for areaways with a flat foundation**. Performing the measurement procedure and choosing the correct door is easy, simply follow the steps below:

Step 1.

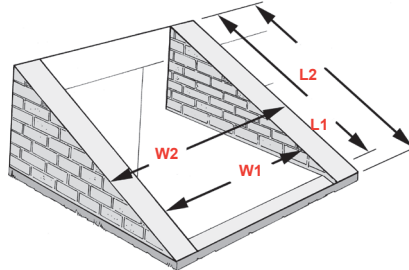
1. Discard the old door and measure (in inches) the dimensions of the existing areaway foundation.
2. Measure dimension **W1**, the inside width, and dimension **W2**, the outside width of the areaway foundation.
3. Measure dimension **L1**, the inside length, and dimension **L2**, the outside length of the areaway foundation.

Step 2.

Record the dimensions in the spaces provided and calculate as shown at right.

Width
W1 = _____ **W2** = _____

Length
L1 = _____ **L2** = _____



Step 3.

Select a model whose inside door width is equal to or more than **W1** and less than **W2**. Door length should be at least 2" longer than **L1** and no longer than **L2**. Door length can be extended for all sizes with Bilco Extension Panels. Two or more extensions can be used, simply overlap them at least 1". Foundation Plates can be used to reduce the opening if your **W1** measurement is wider than the BR door inside width. Foundation Plates may also be used to widen the outside measurement (**W2**) of the foundation to accept a BR door.

Model	Door Width		Door Length				
	Inside	Overall	Inside	Overall	Overall - With Extension Panels		
					6" Ext	12" Ext	18" Ext
BR-1	36"	43-3/16"	58"	65-1/8"	70-1/8"	76-1/8"	82-1/8"
BR-2	40"	47-3/16"	60-1/4"	67-5/8"	72-5/8"	78-5/8"	84-5/8"
BR-3	44"	51-3/16"	67-3/8"	74-1/2"	79-1/2"	85-1/2"	91-1/2"

Extensions are available to increase the door length in 6", 12", and 18" sizes. Two or more extensions can be overlapped to make longer extensions.

Note: Extension panels must overlap the door's header panel by a least 1". Refer to table above for door lengths with extension panels.

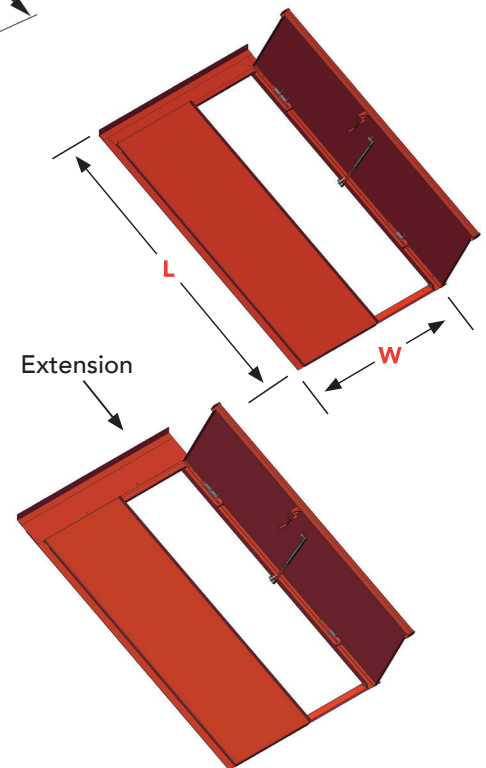
Available with a Powder Coat Paint Finish

BILCO Type BR Sloped Wall Doors are now offered with a factory-applied polyester powder coat finish. The polyester resin provides a durable, weather-resistant coating. Cured at higher temperatures than most wet coatings, the result is a tougher and chip-resistant coating, providing both a decorative and protective finish.

Color Choices



IMPORTANT: The BILCO Type BR Sloped Wall Door will operate with ease and provide years of trouble-free service when installed level and square and firmly anchored to a sound foundation. Each sloped foundation sidewall should be structurally sound, with no loose or crumbling masonry, have a uniformly flat and level surface on which to anchor the door, and be uniformly level with the opposite sidewall. The sill should be 2" to 4" above grade. If repairs are needed, they should be done before the door is installed. If the sidewalls must be removed, BILCO doors are available complete with steel sidepieces.



Basement Door Accessories

Foundation Plates

BILCO Foundation Plates are installed on top of areaway foundation sidewalls to:

1. Improve the appearance of old areaway foundations and sloped sidewalls.
2. Cover rough masonry and small holes, and span voids in brick and concrete block.
3. Reduce inside width of areaway rough openings to fit BILCO doors.
4. Support BILCO doors in corner installations.

Extensions

Extensions are available to increase the door length in 6", 12" and 18" sizes. Two or more extensions can be overlapped to make longer extensions. NOTE: Extension panels must overlap the door's header panel by at least 1". Refer to the table on reverse side for door lengths with extension panels.

Stair Stringers

Constructed of 14-gauge galvanized steel, BILCO stair stringers are an economical way to add a staircase to any existing basement areaway. To determine the stair stringers required, measure the height of grade above the finished basement floor (H) and length (L) of your areaway opening. Select the proper stair stringers from the table to the right.

Stair Stringer		
Model	Run + in Areaway	Number of Stair Treads
Size SL-SS	34-5/8"	4
Size O-SS	51-5/8"	6
Size B-SS	59-3/4"	7
Size C-SS	68-1/8"	8
Size E-SS	26-1/4"	3

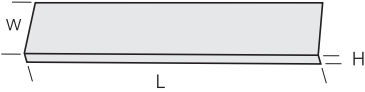
Multiple stringers can be used together and extensions (SZ-E-SS) are also available for non-standard areaways. Extensions are 25-1/4" in length and add 3 stair treads.

Keyed Lock Kit


Enjoy the convenience of locking and unlocking your BILCO basement door from the outside. A turn of the key opens the door from the outside and a handy release lever automatically unlocks the door from the inside. The BILCO keyed lock kit is designed for installation in less than 30 minutes.

Weather Strip Kit


BILCO's weather strip kit is easy to install and includes a series of gaskets specifically designed to seal the intricate shape and areas of a basement door. The kit is supplied with complete installation instructions and the only tools required are tin snips or large scissors. Simply trim the materials as instructed to match your specific door model (possibly even other brands of steel basement doors) and enjoy your well-sealed areaway.



Model	Length	Width	Height
FP5	72"	5"	1-3/4"
FP8	72"	8"	1-3/4"
FP11	72"	11"	1-3/4"
FP14	72"	14"	1-3/4"



Foundation Plates:



Extensions



Stair Stringers



Keyed Lock Kit



Weather Strip Kit

ORDER FORM

ITEM	MODELS	PRICE
BR Sloped Wall Door (Powder Coat)	Door Model: <input type="checkbox"/> BR-1 <input type="checkbox"/> BR-2 <input type="checkbox"/> BR-3	\$
	Door Color: <input type="checkbox"/> White <input type="checkbox"/> Sandstone <input type="checkbox"/> Gray <input type="checkbox"/> Brick <input type="checkbox"/> Green <input type="checkbox"/> Black	\$
	Extensions: <input type="checkbox"/> 6" QTY___ <input type="checkbox"/> 12" QTY___ <input type="checkbox"/> 18" QTY___	\$
	Foundation Plates: <input type="checkbox"/> FP5-5" <input type="checkbox"/> FP5-8" <input type="checkbox"/> FP5-11" <input type="checkbox"/> FP5-14"	
	Pre-punched For Lock Kit: <input type="checkbox"/> Yes <input type="checkbox"/> No	
BR Sloped Wall Door	Door Model: <input type="checkbox"/> BR-1 <input type="checkbox"/> BR-2 <input type="checkbox"/> BR-3	\$
	Extensions: <input type="checkbox"/> BR 6" QTY___ <input type="checkbox"/> BR 12" QTY___ <input type="checkbox"/> BR 18" QTY___	\$
Basement Door Accessories	Stair Stringers: <input type="checkbox"/> Size O <input type="checkbox"/> Size B <input type="checkbox"/> Size C <input type="checkbox"/> Size SL <input type="checkbox"/> Size E Extension	\$
	Foundation Plates: <input type="checkbox"/> FP5-5" QTY___ <input type="checkbox"/> FP5-8" QTY___ <input type="checkbox"/> FP5-11" QTY___ <input type="checkbox"/> FP5-14" QTY___ (All are 72" Long)	\$
	Keyed Lock Kit: <input type="checkbox"/>	\$
	Weather Strip Kit: <input type="checkbox"/> One Size Fits All	\$
After determining your door requirements, bring form to your local building materials dealer for pricing		TOTAL

The BILCO Company, New Haven, CT

Phone: 800.854.9724 Fax: 740.455.3400 Email: residential@BILCO.com www.BILCO.com